




The world leader in electric fireplaces.

# Montgomery Electric Fireplace GDS25-N1057

## Media Console


Traditional corner media fireplace featuring picture frame molding fascia with mitred corners. The Montgomery has a multi-stepped base, a matching crown molding top with cable management and an open center storage for media devices.




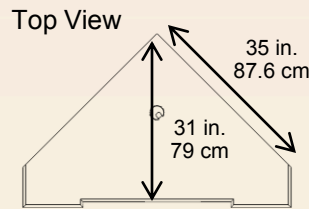
Component storage



Multi-stepped hearth



Picture frame molding fascia



## Firebox

- 25" self-trimming widescreen electric firebox
- Patented, life-like flame effect
- On-demand heat with thermostat control
- Flame operates with or without heat
- 2¢ / hour with flame only  
7¢ / hour with flame and heat\*
- 120 Volts / 880 Watts / 3,000 BTU

Component Storage	Inches			cm		
	W	H	D	W	H	D
A - Center	30.5	6.75	18	77.5	17.1	45.7



Includes on / off remote control



No carbon monoxide or emissions, glass stays cool-to-touch

TV and accessories not included

Model #	Description	lbs / kg	UPC	Wty.†	Carton Dimensions (W x H x D)		Cube	
					Inches	cm	ft <sup>3</sup>	m <sup>3</sup>
GDS25-N1057	Nutmeg corner media console package with 25" self trimming widescreen electric firebox.	158.6 / 73						
	Package consists of two cartons:							
	DF2550 - 25" widescreen electric firebox	39.6 / 18	781052 057395	2 yr.	29.6 x 23.4 x 12.9	75.2 x 59.4 x 32.8	5.2	0.15
	DM25-N1057 - Media console	119 / 55	781052 059641	1 yr.	50.1 x 12.6 x 22.1	127 x 32 x 56	8.1	0.23

Specifications, finishes and dimensions are subject to change. Patent protected: for a complete list of applicable patents visit [www.dimplex.com/patents](http://www.dimplex.com/patents).

\*Based on average national residential electricity rates. Rates vary. †Limited warranty

© 2010 Dimplex North America Limited.