



  
**opti-myst**

Electric Fireplaces

 **Dimplex**<sup>®</sup>

## Features



### Opti-myst® Flame Effect

Revolutionary ultrasonic technology produces a fine vapor to create the illusion of flames and smoke.



### Customizable Flame Width

Includes spacers and slots for customizable flame width and pattern.



### Single or Double-sided

Includes removable glass backer panel for easy conversion. (GBF1000-PRO / GBF1500-PRO)



### Adjustable Flame Intensity

Control the desired volume of flame.



### Continuous Water Supply

Optional plumb water supply kit (CDFIPLUMB-KIT) provides continuous operation without refilling water tanks.



### Media Options

Includes media tray that can be customized with almost any media (not included). Optional inner glow logs, black rocks, river rocks and driftwood accessory kits available.



### Crackling Sound Effects

Enjoy a complete sensory experience with the sound of a wood fire.



### Sight and Sound Remote

Control the flames and crackling sound effects at the touch of a button.



### Frame, Wire and Finish

Basic installation requires fewer tradespeople, no gas lines, venting or chimney.



### Zero Emissions

The most sustainable fireplace option; no emissions and 100% efficient.



### Energy Efficient

Uses low-energy LED lights for low-cost operation.

## Built-in Electric Fireboxes



### Opti-myst® Pro 1500 Built-in Electric Firebox

GBF1500-PRO

65" x 31-3/4" x 16-1/4" (WxHxD)

165.0 cm x 80.5 cm x 41.2 cm

120 V | 1,460 W | 4,981 BTU



Single or Double Sided



Sight and Sound Remote



Customization



2-year Limited Warranty





**Opti-myst® Pro 1000  
Built-in Electric Firebox**

GBF1000-PRO

46-5/8" x 31-3/4" x 16-1/4" (WxHxD)

118.4 cm x 80.5 cm x 41.2 cm

120 V | 1,460 W | 4,981 BTU

-  **Single or Double Sided**
-  **Sight and Sound Remote**
-  **Customization**
-  **2-year Limited Warranty**



**Customizable Flame**  
Shown with slot inserts for a contemporary ribbon of flame. (GBF1000-PRO or GBF1500-PRO)



**Customizable Flame**  
Shown with spacer inserts for a more organic flame. (GBF1000-PRO or GBF1500-PRO)



**Enclosed See-through design**  
Optional back glass pane (GBF1000-GLASS or GBF1500-GLASS).

## Built-in Electric Cassettes

### Opti-myst® Pro 1000 Built-in Electric Cassette





CDFI1000-PRO

*\*Heater not included*

40-1/8" x 9-1/2" x 12" (WxHxD)

101.8 cm x 24.1 cm x 30.3 cm

120 V | 460 W

-  Sight and Sound Remote
-  Crackling Sound Effect
-  Customization
-  2-year Limited Warranty



# Built-in Electric Cassettes

## Opti-myst® Pro 500 Built-in Electric Cassette





CDFI500-PRO

*\*Heater not included*

20" x 9-1/2" x 12" (WxHxD)

50.8 cm x 24.1 cm x 30.5 cm

120 V | 230 W

-  **Sight and Sound Remote**
-  **Crackling Sound Effect**
-  **Customization**
-  **2-year Limited Warranty**




Shown with custom logs



**CDFI-TMHEAT**  
Direct-wire Heater Accessory  
provides supplemental warmth  
for up to 400 sq. ft.

## Specialty Features

-  **Heat-free Operation**  
Designed with the sole purpose of providing a stunning visual flame feature.
-  **Modular Design**  
Multiple 20" (50.8 cm) and 40" (101.8 cm) cassettes can be combined in series to achieve the desired length for dramatic linear installations impossible to achieve with gas fires.
-  **All-day Flames**  
Fill the water tank with tap water and enjoy up to 8 hours of continuous flames.



**Black Rock Accessory Kit**  
CDFI500-BLKRCK  
CDFI1000-BLKRCK  
CDFI1500-BLKRCK



**River Rock Accessory Kit**  
CDFI500-RVRCK  
CDFI1000-RVRCK  
CDFI1500-RVRCK



**Driftwood Accessory Kit**  
CDFI500-DWSKIT  
CDFI1000-DWSKIT  
CDFI1500-DWSKIT



**Plumbing Kit**  
CDFIPLUMB-KIT

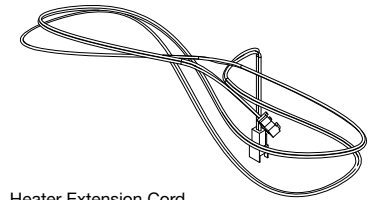


**Accessory Log Sets**  
features inner glow LED lights

CDFILOG  
Compatible with CDFI500-PRO


CDFILOG-KIT - (includes two log sets)  
Compatible with CDFI1000-PRO, GBF1000-PRO

CDFILOG-KIT3 - (includes three log sets)  
Compatible with GBF1500-PRO



**Heater Extension Cord**

TM-HEATEXT  
10' (3m) extension wire connects the heater (CDFITM-HEAT) to an Opti-myst cassette to allow remote control application.



**Rear Glass Pane**  
GBF1000-GLASS - Compatible with GBF1000-PRO  
GBF1500-GLASS - Compatible with GBF1500-PRO






**Direct-wire Heater Accessory**  
CDFI-TMHEAT



**120 V Plug Kit**  
CDFI-PLUGKIT



For more information and product specifications, please visit [dimplex.com](http://dimplex.com)   

Specifications, finishes and dimensions are subject to change and should be taken as a guide only. This product may be covered by one or more U.S. patents or pending patent applications. See [www.dimplex.com/en/patents](http://www.dimplex.com/en/patents) for details. © 2021 Glen Dimplex Americas



 **Dimplex**<sup>®</sup>

 A BRAND OF GLEN DIMPLEX AMERICAS